


## CPI Electron Device Business - Receiver Protector



With a history of producing high quality products, we can help your with receiver protector.

Contact us at [ElectronDevices@cpiedb.com](mailto:ElectronDevices@cpiedb.com) or at call us at +1 978-922-6000.

### FEATURES:

- All solid state
- 0 to 50 dB continuously variable attenuator
- May be supplied in phase and amplitude matched sets

### BENEFITS:

- World's largest manufacturer of receiver protectors
- State of the art facility with high level of vertical integration
- Extensive high power test capability
- In-house environmental test facility
- Computer modeling and automatic test capabilities

### APPLICATIONS:

- Missile seekers
- Airborne radars
- Unmanned Aerial Vehicles (UAV)
- Ground based systems
- Naval radars
- Air traffic control radars
- Weather radars

# CPI EDB X-Band 10 kW Solid State Receiver Protector: VDX1837

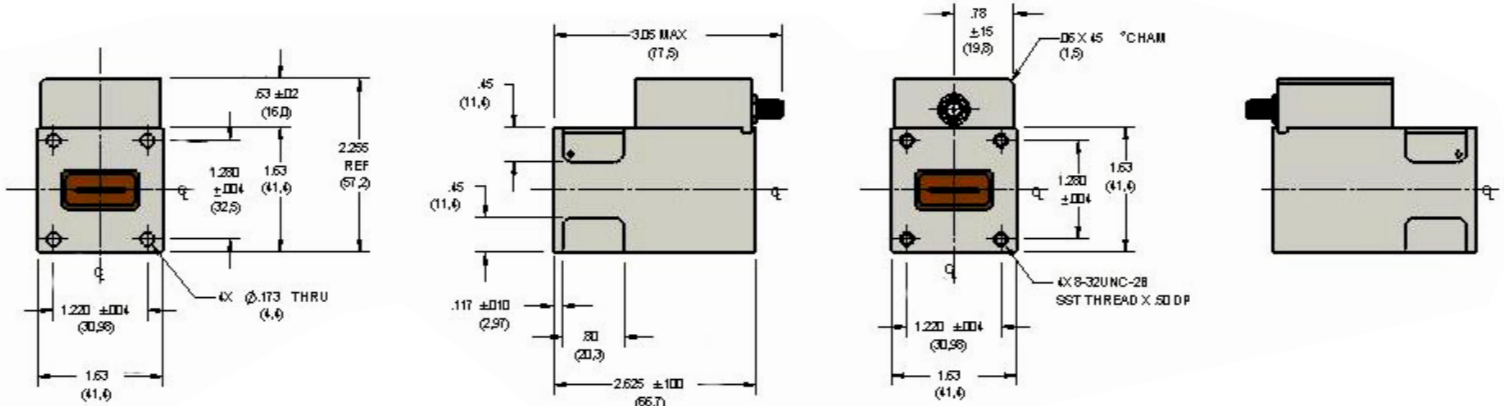
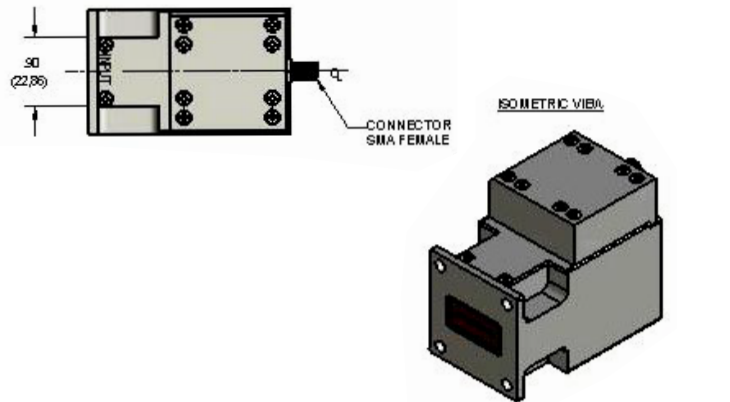
## Electrical Specifications

Operating frequency	9.1 – 9.4 GHz
Maximum overload power	10 kW peak
Maximum pulsewidth	0.5 $\mu$ Sec
Maximum duty cycle	0.001
Maximum insertion loss	1.0 dB
Maximum VSWR	1.3:1
Maximum spike leakage power	1.0 W
Maximum flat leakage power	100 mW
Maximum recovery time (-3dB)	1.0 $\mu$ Sec
Continuously variable attenuation*	0 to 50 dB
Attenuator control (analog)	40 to 2500 $\mu$ A

Note: See product specification for details regarding attenuator function, tolerances, etc.

## Mechanical and Environmental Specifications

RF input	WR90
RF output	WR90
Attenuation control	SMA(F)
Dimensions	See outline drawing
Operating temperature	-40° to +71 ° C
Storage temperature	-54° to +71 ° C
Altitude	15,000 ft max
Relative humidity	95% max



**Beverly Microwave Division**  
150 Sohler Road  
Beverly, Massachusetts  
USA 01915

tel +1 978-922-6000  
email [ElectronDevices@cpi-edb.com](mailto:ElectronDevices@cpi-edb.com)  
fax +1 978-922-8914  
web [www.cpi-edb.com](http://www.cpi-edb.com)

For more detailed information, please refer to the corresponding CPI EDB technical description if one has been published, or contact CPI EDB. Specifications may change without notice as a result of additional data or product refinement. Please contact CPI EDB before using this information for system design.

©2025 CPI Electron Device Business. Company proprietary; use and reproduction is strictly prohibited without written authorization from CPI EDB.